


CHECK VALVES

**CARBON, ALLOY
AND STAINLESS STEEL**





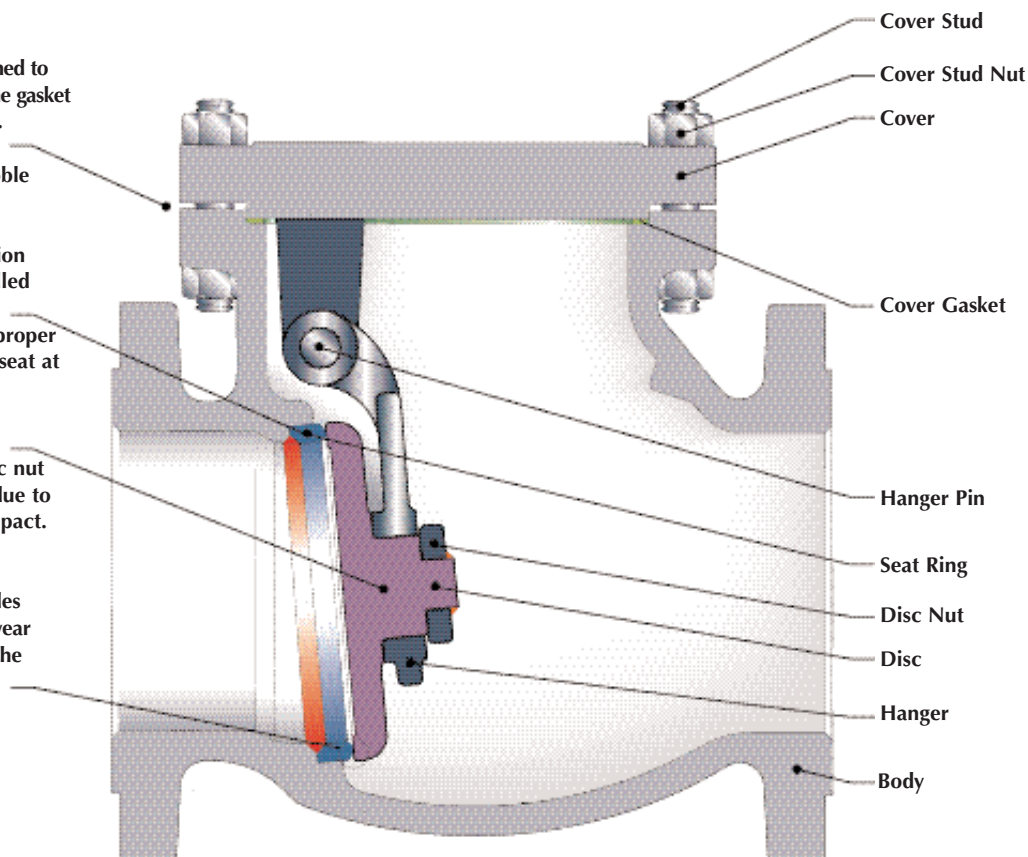
Cast Steel Swing Check Valve

Body to Cover Joint designed to apply a uniform load to the gasket to assure a leak proof seal. Seat Rings are seal welded to provide a bubble tight joint.

Disc to Hanger connection allows the disc a controlled movement independent of the hanger to assure proper disc alignment with the seat at closure.

The connection is secured by a welded disc nut to prevent disassembly due to vibration and closure impact.

Stellited Seat Ring provides increased resistance to wear abrasion and erosion of the sealing surface.



WALWORTH CAST STEEL CHECK VALVES, CLASS 150

| Figure No. | Type of Ends |
|------------|-------------------------|
| 5341RF | Flanged Raised Face |
| 5341RJ | Flanged Ring Type Joint |
| 5341WE | Buttweld |

Component Parts and Materials List

| No. | DESCRIPTION | STANDARD MATERIAL |
|------|----------------------|-----------------------------|
| 1 | Body | ASTM A 216 GR WCB |
| 2 | Cover | ASTM A 216 GR WCB |
| 3 | Disc | ASTM A 216 GR WCB + 13% Cr. |
| 4 | Seat Ring | ASTM A 515 GR 70 + ST 6 |
| 5 | Hanger | ASTM A 216 GR WCB |
| 6 | Hanger Pin | ASTM A 276 Type 410 |
| 7 | Cover Gasket | Graphite/Stainless 316 |
| 8 | Cover Stud | ASTM A 193 GR B7 |
| 9 | Cover Stud Nut | ASTM A 194 GR 2H |
| 10 | Disc Nut | Alloy Steel |
| * 11 | Body Plug + | Alloy Steel |
| * 12 | Identification Plate | Stainless Steel |

* Not Shown
+ 14" and larger

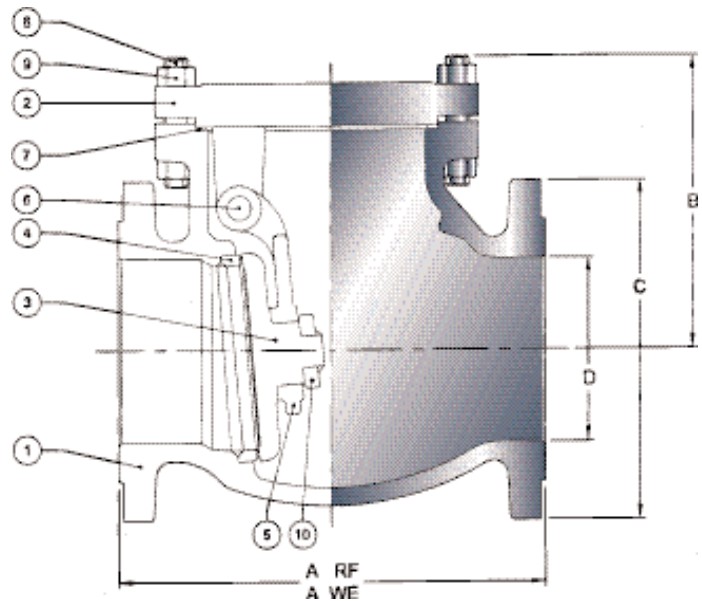


Fig. 5341RF

Dimensions and Weights

| D Nominal Diameter | mm. | 51 | 64 | 76 | 102 | 152 | 203 | 254 | 305 | 356 | 406 | 457 | 508 | 610 |
|--------------------------|------|--------|--------|-------|--------|-------|---------|--------|--------|-------|--------|---------|--------|--------|
| | inch | 2 | 2 1/2 | 3 | 4 | 6 | 8 | 10 | 12 | 14 | 16 | 18 | 20 | 24 |
| A | mm. | 203.2 | 215.9 | 241.3 | 292.1 | 355.6 | 495.3 | 622.3 | 698.5 | 787.4 | 762 | 838.2 | 914.4 | 1066.8 |
| (RF y WE) | inch | 8 | 8 1/2 | 9 1/2 | 11 1/2 | 14 | 19 1/2 | 24 1/2 | 27 1/2 | 31 | 30 | 33 | 36 | 42 |
| B | mm. | 134 | 164 | 162 | 205 | 238 | 290 | 349 | 381 | 457 | 502 | 573 | 606 | 702 |
| | inch | 5 9/32 | 6 7/16 | 6 3/8 | 8 1/16 | 9 3/8 | 11 7/16 | 13 3/4 | 15 | 18 | 19 3/4 | 22 9/16 | 23 7/8 | 27 5/8 |
| C | mm. | 152.4 | 177.8 | 190.5 | 228.6 | 279.4 | 342.9 | 406.4 | 482.6 | 533.4 | 596.9 | 635 | 698.5 | 812.8 |
| | inch | 6 | 7 | 7 1/2 | 9 | 11 | 13 1/2 | 16 | 19 | 21 | 23 1/2 | 25 | 27 1/2 | 32 |
| Weight | kg. | 15 | 23 | 26 | 36 | 77 | 152 | 242 | 350 | 527 | 650 | 950 | 1150 | 1596 |
| 5341RF | Lb. | 33 | 50 | 57 | 79 | 170 | 335 | 533 | 772 | 1162 | 1433 | 2094 | 2535 | 3518 |
| Weight | kg. | 13 | 19 | 17 | 30 | 55 | 132 | 210 | 305 | 458 | 565 | 825 | 1000 | 1388 |
| 5341WE | Lb. | 29 | 41 | 37 | 66 | 121 | 291 | 463 | 672 | 1010 | 1245 | 1819 | 3748 | 3060 |

| Figure No. | Type of Ends |
|------------|-------------------------|
| 5344RF | Flanged Raised Face |
| 5344RJ | Flanged Ring Type Joint |
| 5344WE | Buttweld |

Component Parts and Materials List

| No. | Description | Standard Material |
|------|----------------------|-------------------------------|
| 1 | Body | ASTM A 216 GR WCB |
| 2 | Cover | ASTM A 216 GR WCB |
| 3 | Disc | ASTM A 216 GR WCB + 13% Cr. |
| 4 | Seat Ring | ASTM A 515 GR 70 + ST 6 |
| 5 | Hanger | ASTM A 216 GR WCB |
| 6 | Hanger Pin | ASTM A 276 Type 410 |
| 7 | Cover Gasket | Spiral Stainless 304/Graphite |
| 8 | Cover Stud | ASTM A 193 GR B7 |
| 9 | Cover Stud Nut | ASTM A 194 GR 2H |
| 10 | Disc Nut | Alloy Steel |
| * 11 | Body Plug + | Alloy Steel |
| * 12 | Identification Plate | Stainless Steel |

* Not Shown

+ 14" and larger

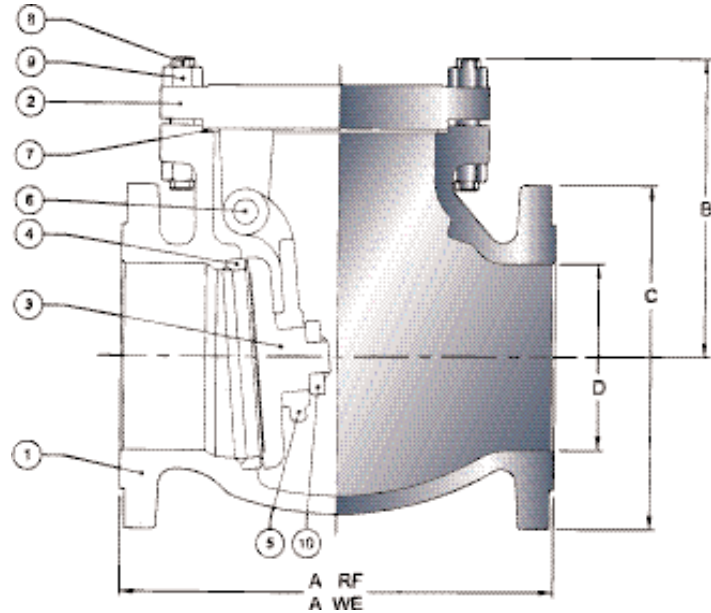


Fig. 5344RF

Dimensions and Weights

| D Nominal Diameter | mm. | 51 | 64 | 76 | 102 | 152 | 203 | 254 | 305 | 356 | 406 | 457 | 508 | 610 |
|--------------------------|------|---------|--------|--------|---------|--------|----------|---------|----------|--------|---------|--------|--------|--------|
| | inch | 2 | 2 1/2 | 3 | 4 | 6 | 8 | 10 | 12 | 14 | 16 | 18 | 20 | 24 |
| A | mm. | 267 | 292 | 318 | 357 | 445 | 533 | 622 | 711 | 838 | 864 | 978 | 1016 | 1346 |
| (RF y WE) | inch | 10 1/2 | 11 1/2 | 12 1/2 | 14 | 17 1/2 | 21 | 24 1/2 | 28 | 33 | 34 | 38 1/2 | 40 | 53 |
| B | mm. | 144 | 179 | 184 | 221 | 260 | 348 | 395 | 456 | 524 | 567 | 597 | 648 | 797 |
| | inch | 5 11/16 | 7 1/16 | 7 1/4 | 8 11/16 | 10 1/4 | 13 11/16 | 15 9/16 | 17 15/16 | 20 5/8 | 22 5/16 | 23 1/2 | 25 1/2 | 31 3/8 |
| C | mm. | 165 | 191 | 219 | 254 | 318 | 381 | 445 | 521 | 584 | 648 | 711 | 775 | 914 |
| | inch | 6 1/2 | 7 1/2 | 8 1/4 | 10 | 12 1/2 | 15 | 17 1/2 | 20 1/2 | 23 | 25 1/2 | 28 | 30 1/2 | 36 |
| Weight | kg. | 24 | 38 | 38 | 52 | 118 | 209 | 352 | 542 | 770 | 862 | 1200 | 1650 | 2260 |
| 5344RF | Lb. | 53 | 84 | 84 | 115 | 260 | 460 | 776 | 1195 | 1697 | 1900 | 2645 | 3637 | 4982 |
| Weight | kg. | 19 | 32 | 31 | 40 | 95 | 159 | 305 | 470 | 670 | 750 | 1040 | 1435 | 1965 |
| 5344WE | Lb. | 42 | 70 | 68 | 88 | 209 | 350 | 672 | 1036 | 1477 | 1653 | 2293 | 3164 | 4332 |

| Figure No. | Type of Ends |
|------------|-------------------------|
| 5350RF | Flanged Raised Face |
| 5350RJ | Flanged Ring Type Joint |
| 5350WE | Buttweld |

Component Parts and Materials List

| No. | DESCRIPTION | STANDARD MATERIAL |
|------|----------------------|-----------------------------|
| 1 | Body | ASTM A 216 GR WCB |
| 2 | Cover | ASTM A 216 GR WCB |
| 3 | Disc | ASTM A 216 GR WCB + 13% Cr. |
| 4 | Seat Ring | ASTM A 515 GR 70 + ST 6 |
| 5 | Hanger | ASTM A 216 GR WCB |
| 6 | Hanger Pin | ASTM A 276 Type 410 |
| 7 | Cover Gasket | ASTM A 108 GR 1010 |
| 8 | Cover Stud | ASTM A 193 GR B7 |
| 9 | Cover Stud Nut | ASTM A 194 GR 2H |
| 10 | Disc Washer | ASTM A 276 Type 410 |
| 11 | Disc Nut | Alloy Steel |
| * 12 | Body Plug | Alloy Steel |
| * 13 | Identification Plate | Stainless Steel |

* Not Shown

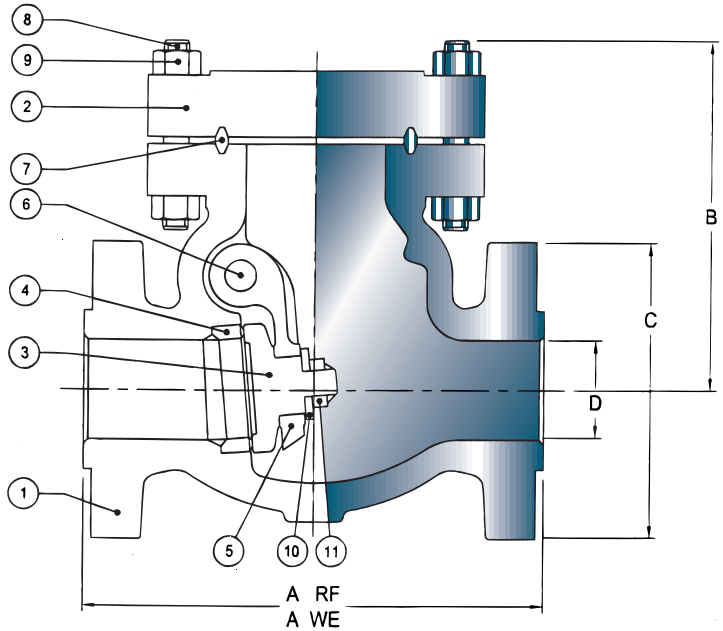


Fig. 5350RF

Dimensions and Weights

| D Nominal Diameter | | 51 | 64 | 76 | 102 | 152 | 203 | 254 | 305 | 356 | 406 | 457 | 508 | 610 | 762 |
|--------------------------|-------------------|--------|-------|-------|---------|---------|--------|--------|--------|---------|---------|--------|---------|---------|--------|
| | | inch | 2 | 2 1/2 | 3 | 4 | 6 | 8 | 10 | 12 | 14 | 16 | 18 | 20 | 24 |
| A | mm. | 292.1 | 330.2 | 355.6 | 431.8 | 558.8 | 660.4 | 787.4 | 838.2 | 889 | 990.6 | 1092.2 | 1193.8 | 1397 | 1651 |
| | (RF y WE) inch | 11 1/2 | 13 | 14 | 17 | 22 | 26 | 31 | 33 | 35 | 39 | 43 | 47 | 55 | 65 |
| B | m. | 175 | 190 | 219 | 262 | 344 | 422 | 486 | 536 | 687 | 643 | 717 | 840 | 817 | 959 |
| | inch | 6 7/8 | 7 1/2 | 8 5/8 | 10 5/16 | 13 9/16 | 16 5/8 | 19 1/8 | 21 1/8 | 27 1/16 | 25 5/16 | 28 1/4 | 33 1/16 | 32 3/16 | 37 3/4 |
| C | mm. | 165.1 | 190.5 | 209.6 | 273 | 355.6 | 419.1 | 508 | 558.8 | 603.2 | 685.8 | 743 | 812.8 | 939.8 | 1130.3 |
| | inch | 6 1/2 | 7 1/2 | 8 1/4 | 10 3/4 | 14 | 16 1/2 | 20 | 22 | 23 3/4 | 27 | 29 1/4 | 32 | 37 | 44 1/2 |
| Weight | kg. | 36 | 47 | 62 | 119 | 248 | 528 | 700 | 1000 | 1250 | 1724 | 2400 | 3000 | 3450 | 6200 |
| | 5350RF Lb. | 79 | 104 | 137 | 262 | 547 | 1164 | 1543 | 2205 | 2756 | 3801 | 5291 | 6614 | 7606 | 13668 |
| Weight | kg. | 30 | 40 | 50 | 100 | 220 | 460 | 605 | 870 | 1085 | 1520 | 2085 | 2605 | 3000 | 5390 |
| | 5350WE Lb. | 66 | 88 | 110 | 220 | 485 | 1014 | 1334 | 1918 | 2392 | 3351 | 4596 | 5743 | 6614 | 11883 |

| Figure No. | Type of Ends |
|------------|-------------------------|
| 5353RF | Flanged Raised Face |
| 5353RJ | Flanged Ring Type Joint |
| 5353WE | Buttweld |

Component Parts and Materials List

| No. | DESCRIPTION | STANDARD MATERIAL |
|-----|----------------------|-----------------------------|
| 1 | Body | ASTM A 216 GR WCB |
| 2 | Cover | ASTM A 216 GR WCB |
| 3 | Disc | ASTM A 216 GR WCB + 13% Cr. |
| 4 | Seat Ring | ASTM A 515 GR 70 + ST 6 |
| 5 | Hanger | ASTM A 216 GR WCB |
| 6 | Hanger Pin | ASTM A 276 Type 410 |
| 7 | Cover Gasket | ASTM A 108 GR 1010 |
| 8 | Cover Stud | ASTM A 193 GR B7 |
| 9 | Cover Stud Nut | ASTM A 194 GR 2H |
| 10 | Disc Washer | ASTM A 276 Type 410 |
| 11 | Disc Nut | Alloy Steel |
| 12 | Body Plug | Alloy Steel |
| 13 | Identification Plate | Stainless Steel |

* Not Shown

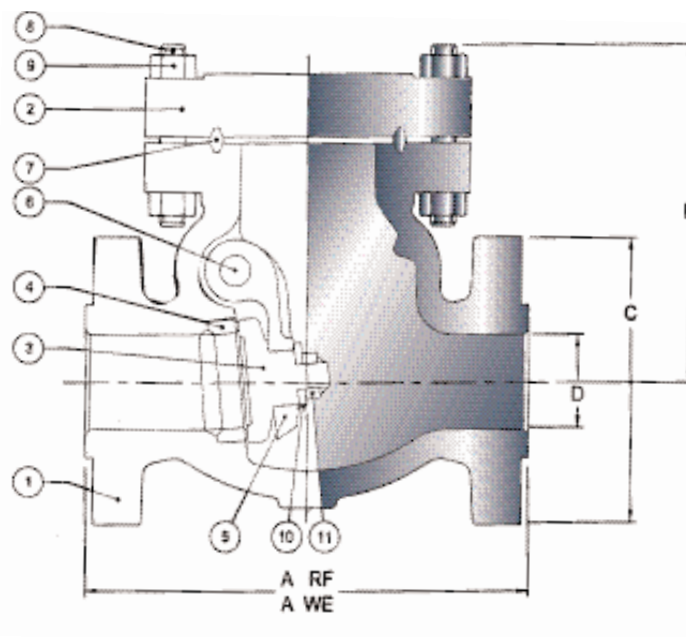


Fig. 5353RF

Dimensions and Weights

| D Nominal Diameter | mm. | 76 | 102 | 152 | 203 | 254 | 356 |
|--------------------------|------|---------|---------|---------|---------|----------|--------|
| | inch | 3 | 4 | 6 | 8 | 10 | 14 |
| A | mm. | 381 | 457 | 610 | 737 | 838 | 1029 |
| (RF y WE) | inch | 15 | 18 | 24 | 29 | 33 | 40 1/2 |
| B | mm. | 294 | 344 | 408 | 443 | 678 | 635 |
| | inch | 11 9/16 | 13 9/16 | 16 1/16 | 17 7/16 | 26 11/16 | 25 |
| C | mm. | 241 | 292 | 381 | 470 | 546 | 641 |
| | inch | 9 1/2 | 11 1/2 | 15 | 18 1/2 | 21 1/2 | 25 1/4 |
| Weight | kg. | 109 | 191 | 382 | 807 | 1021 | 1480 |
| 5353RF | Lb. | 240 | 420 | 842 | 1780 | 2251 | 3263 |
| Weight | kg. | 91 | 156 | 330 | 680 | 885 | 1285 |
| 5353WE | Lb. | 200 | 345 | 727 | 1500 | 1951 | 2833 |

| Figure No. | Type of Ends |
|------------|-------------------------|
| 5356RF | Flanged Raised Face |
| 5356RJ | Flanged Ring Type Joint |
| 5356WE | Buttweld |

Component Parts and Materials List

| NO. | DESCRIPTION | STANDARD MATERIAL |
|-----|----------------------|-----------------------------|
| 1 | Body | ASTM A 216 GR WCB |
| 2 | Cover | ASTM A 216 GR WCB |
| 3 | Disc | ASTM A 216 GR WCB + 13% Cr. |
| 4 | Seat Ring | ASTM A 515 GR 70 + ST 6 |
| 5 | Hanger | ASTM A 216 GR WCB |
| 6 | Hanger Pin | ASTM A 276 Type 410 |
| 7 | Cover Gasket | ASTM A 108 GR 1010 |
| 8 | Cover Stud | ASTM A 193 GR B7 |
| 9 | Cover Stud Nut | ASTM A 194 GR 2H |
| 10 | Disc Washer | ASTM A 276 Type 410 |
| 11 | Disc Nut | Alloy Steel |
| 12 | Body Plug | Alloy Steel |
| 13 | Identification Plate | Stainless Steel |

* Not Shown

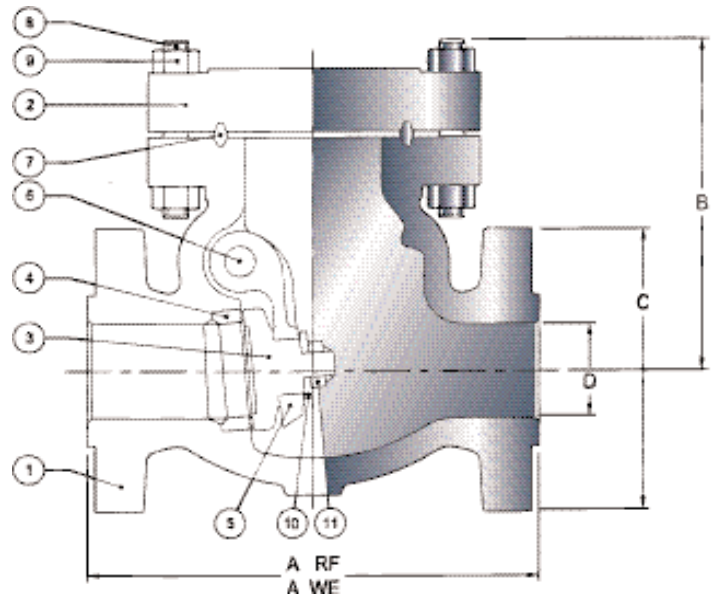


Fig. 5356RF

Dimensions and Weights

| D Nominal Diameter | mm. inch | 51 2 | 64 2 1/2 | 76 3 | 102 4 | 152 6 | 203 8 | 508 20 |
|--------------------------|-------------|---------|-------------|---------|----------|----------|----------|-----------|
| A | mm. | 368 | 419 | 470 | 546 | 705 | 832 | 1664 |
| (RF y WE) | inch | 14 1/2 | 16 1/2 | 18 1/2 | 21 1/2 | 27 3/4 | 32 3/4 | 65 1/2 |
| B | mm. | 290 | 294 | 308 | 367 | 514 | 667 | 1135 |
| | inch | 11 7/16 | 11 9/16 | 12 1/8 | 14 1/16 | 20 1/4 | 26 1/4 | 44 11/16 |
| C | mm. | 216 | 244 | 267 | 311 | 394 | 483 | 984 |
| | inch | 8 1/2 | 9 5/8 | 10 1/2 | 12 1/4 | 15 1/2 | 19 | 38 3/4 |
| Weight | kg. | 85 | 125 | 159 | 232 | 667 | 1021 | 5500 |
| 5356RF | Lb. | 200 | 275 | 350 | 512 | 1470 | 2250 | 12125 |
| Weight | kg. | 73 | 98 | 113 | 179 | 558 | 885 | 4780 |
| 5356WE | Lb. | 160 | 215 | 250 | 394 | 1230 | 1950 | 10538 |